



OPTIMAL HOUSING SYSTEMS FOR LAYING HENS

AVIARIES



AVIARY SYSTEMS

From cage to free range – we can offer you the best solutions possible! Experience with cage free systems since 1998 and since then more than 50 million layers have already been placed in one of our systems. New or existing poultry houses, we have different options available to meet your needs. The design of our system is based on the natural behavior of the modern laying hen to maximize their performance and get the most out of them!

GENERAL

Our vision is that optimal production results are inextricably tied to the behaviour, habits and health of the animals. This means that we must offer the following options in our housing systems:

- Eating and drinking
- Egg laying in a quiet and dark place
- Dust bathing
- Perching at night

Our multi-tier aviary systems provide everything and are applicable for free range and organic housing. The drinking line is always situated in front of the LayMaxx® or Premium+® nest, the feed chains are installed on different tiers and perches are placed on top of the system. The laying nest offers a dark and secluded place for the hens to lay their eggs and they have the option to take a dust bath on the floor.

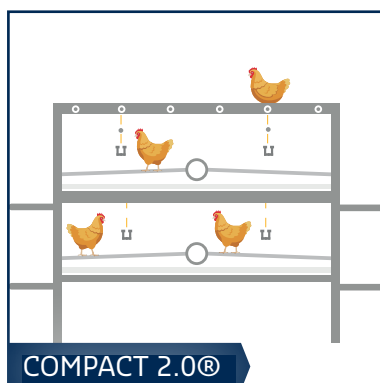
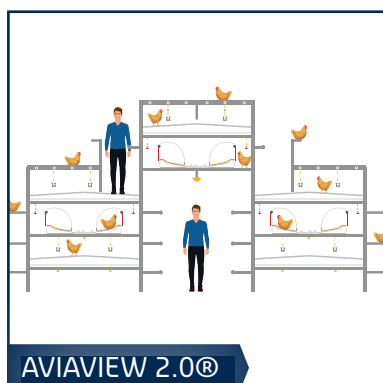
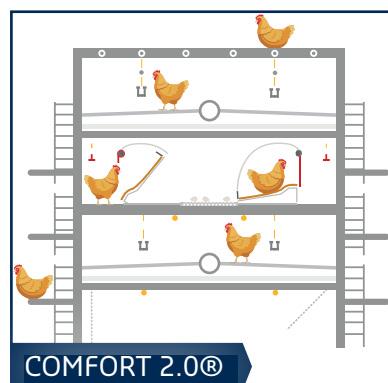
The systems are designed to create more living space in the house, this makes it possible to house more hens. Our aviaries are standard equipped with white TwinWorld® plastic slats (no recycled material), they reflect the light

and due to the open system the light transmission from the first tier up to the nests is very good. The thickness of the steel framework is more than standard, which guarantees a long life span. Critical parts are made of Magnelis and the support legs which are in contact with the manure are made of stainless steel. The open structure of the system makes it very red-mite unfriendly. The system provides an excellent combination of optimal welfare for the birds, a hygienic environment and good working conditions for the poultry farmer.

We understand you want to get the most out of your system! Some of the options we can offer:

Change the plastic TwinWorld® slats to wire mesh slats. Add approach platforms, tubes or stairs (to every level) along the system or choose for flat top perches for a better grip of the birds feet.

Side belts connected to an egg elevator make collecting the firstclass system eggs easier. Choose for LED lighting underneath and in the system. Add dust curtains around the manure drive unit. Integrated aeration tubes contribute to a better environment in the house.





COMFORT 2.0 ®

COMFORT 2.0®

Designed for farmers, inspired by layers!

Designed for farmers, inspired by layers - that is our Comfort 2.0® aviary system! Next to the standard Comfort 2.0® Aviary system we can offer the Comfort 2.0®*Inside* or Comfort2.0®*half inside*. The open system gives you a good view on the birds. In the Inside system stairs are placed in the system instead of along, this enhances bird movement within an aviary row and the aisles can be wider. It is possible to add an intermediate floor for houses with two levels. A bufferbelt is an option for farmers who want to collect eggs every two days.

AVIAVIEW 2.0®

For a perfect view on birds!

The AviaView® is an open system making optimal use of the space. The difference with our Comfort 2.0 system is the more than perfect overview because of the layout of the system. We have placed all nests at eyelevel and the integrated walkways make inspection of the upper nests easy. The walkways are easy accessible and available in various versions. For the hens it is easier to move through the system via the stairs, different tiers and approach platforms.



AVIAVIEW 2.0 ®



COMPACT 2.0 ®

COMPACT 2.0®

Add extra living space to an existing poultry house!

The Compact 2.0 aviary system makes optimal use of space without compromising on performance and quality. The system increases the living space by adding several tiers to an (existing) laying house. This creates a higher living space and thus higher stocking density. Feed and drinking lines can be added to each tier. Perches are placed on top to stimulate the natural behaviour of the animals.

VOLMAXX

Perfect overview with optimal results.

The VolMaxx® is an enriched cage system, meeting the longstanding requirements of animal welfare organizations and using the space in the house optimally. The system provides a good overview and maximum house utilization while creating a comfortable environment for the hens, which maximizes their performance. Feed drops are placed over the scratch mats stimulating natural behavior. The feed and drinking lines are placed inside the system and accessible from all sides. A polypropylene egg belt is integrated on both sides of the system. The clean and healthy environment prevents the hens to catch diseases.



VOLMAXX

AVAILABLE NESTS

LAYMAXX® NEST

For maximum results!

The LayMaxx® laying nest has a unique tilting nestfloor to expel the hens. The red nestflaps are rolled up at the same time which gives the hens easy access to the nest mats to pick them clean.

- Red flaps disappear after nest is closed;
- Always clean nest mats;
- Easy cleaning and inspection;
- Grey backwall ensures higher nest acceptance.
- 139 birds per nest > organic 96 birds per nest;
- Can be extended to 156 birds per nest (standard).



PREMIUM+® OR XL-NEST

For optimal eggquality!

The bestselling nest worldwide: Our Premium+® nest. Originally designed for the broiler breeder sector, so high egg quality guaranteed! Due to the wooden construction and specific design the conditions in the nests are optimal for nestacceptance.

- Soft VDL Jansen nest mat, supported by a wire mesh bottom;
- Dirt falls through small holes in the open nest mat. This ensures clean eggs;
- The unique expel system gently moves the hens out of the nest;
- Nest is easy to clean and disinfect;
- 125 birds per nest > organic 87 birds per nest;
- XL nest > 139 birds per nest, organic 96 birds per nest



WANT TO LEARN MORE?

Do you want to know more about our solutions for layers? Scan the QR-code or contact us directly via the details below.



VDL Jansen B.V.

Harselaarseweg 32, 3771 MB Barneveld

The Netherlands

+31 (0)342 427 000

info@vdljansen.com

www.vdljansen.com

